

Direct Spark Ignition

24VAC-120VAC

DXUA Series

ULTRA LITER

IGNITION CONTROLS

FEATURES:

- Diagnostic LED Indicator light
- Remote or Local Flame Sensing
- Multiple Tries For Ignition
- Case/Cover or Board with Stand Offs
- Custom Pre-Purge & Inter-Purge
- One Hour Automatic Reset After Lockout
- Flame Sense Test Pins
- LP or Natural Gas

APPLICATIONS:

- Gas Fired Equipment
- Commercial Cooking Equipment
- Gas Fired Furnaces, Heaters and Boilers
- Commercial Water heaters


DESCRIPTION

The model DXUA above is a 24 or 120VAC Direct Spark ignition control. The microprocessor circuit design provides precise, repeatable timing and operating sequences. The on-board diagnostics with LED outputs provides assistance with troubleshooting to ensure a safe and efficient operation.

Full featured design makes it the right choice for any gas fired direct spark appliance and works with both natural and LP gas.

APPROVALS

Software conforms to UL 1998 requirements
Designed to ANSI Z21.20 Standards



Model DXUA

Specifications

INPUT VOLTAGE	- 18-30VAC 50/60 Hz (Class 2 Transformer) or - 102-138VAC 50/60 Hz
CURRENT DRAW MAIN VALVE	2.0A @ 24VAC or 120VAC
INPUT CURRENT DRAIN	300 mA @ 24VAC, 350 mA @120VAC
VALVE CONTACT RATING	2.0A @ 24VAC, 1.5A@ 120VAC
OPERATING TEMPERATURE	-40F to 175F, -40C to +80C
TYPES OF GASES	Natural, LP, or Manufactured
FLAME SENSITIVITY	0.7uA Minimum
SPARK RATE	50/60 Hz (Line Frequency)
FLAME FAILURE RESPONSE	0.8 Seconds Maximum
SIZE (L x W x H)	5.69 x 3.94 x 1.87 inches
ENCLOSURE	Plastic Cover or Integral Stand Offs
MOISTURE RESISTANCE	CONFORMAL COATED TO 95% R.H. AVOID DIRECT EXPOSURE TO WATER
WEIGHT	

Main Office/Warehouse:



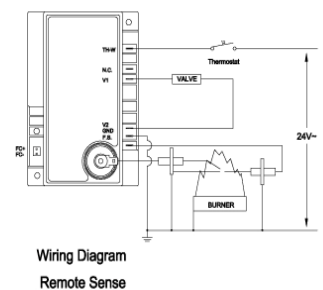
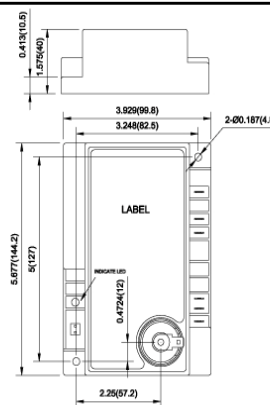
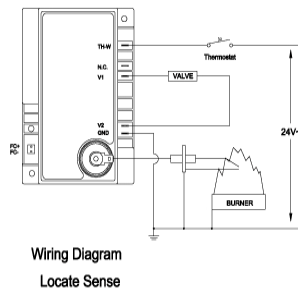
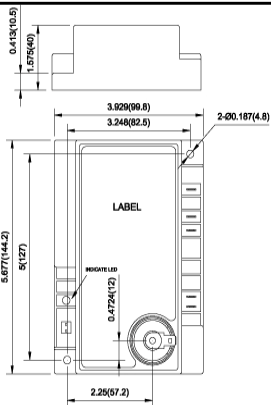
3267 Grapevine Street
Mira Loma, CA 91752
TEL: 951-360-5537
FAX: 951-360-5329
Website:
www.bennitech.com

ON BOARD DIAGNOSTICS

LOCKOUT MODE	LED INDICATION
Ignition Failure	2 Flashes
Exceed Flame Lost	3 Flashes
MCU Failure or Flame Exists	4 Flashes

Ordering Information

DXUA	X	X	X	X	-	X	X	X	DESCRIPTION
RESET METHODS AND ENCLOSURE									
2 = POWER OFF RESET - INTEGRAL STAND OFFS									
3 = AUTOMATIC ONE HOUR RESET - INTEGRAL STAND OFFS									
4 = POWER OFF RESET - CASE/COVER									
5 = AUTOMATIC ONE HOUR RESET - CASE/COVER									
FLAME SENSING METHOD									
R = REMOTE SENSE (DUAL ROD)									
L = LOCAL SENSE (SINGLE ROD)									
TRIAL FOR IGNITION									
1 = 4 SECONDS									
2 = 7 SECONDS									
3 = 10 SECONDS									
5 = 15 SECONDS									
INTER-PURGE									
0 = NONE (Single Try Models Only)									
1 = 15 SECONDS									
2 = 30 SECONDS									
PRE-PURGE									
0 = NONE									
1 = 15 SECONDS									
2 = 30 SECONDS									
TRIES FOR IGNITION									
1 = SINGLE TRY									
3 = THREE TRIES									
INPUT VOLTAGE									
2 = 24VAC									
3 = 120VAC									
9= SPECIAL OEM CONFIGURATION									
DXUA = DIRECT SPARK IGNITION CONTROL UltraLiter Series									



DISCONNECT THE POWER SUPPLY BEFORE MAKING WIRING CONNECTIONS TO PREVENT ELECTRICAL SHOCK OR EQUIPMENT DAMAGE.

EXPLOSION HAZARD. CAN CAUSE INJURY OR EQUIPMENT DAMAGE.

Only trained professional gas appliance service technicians should install and check out this control.